

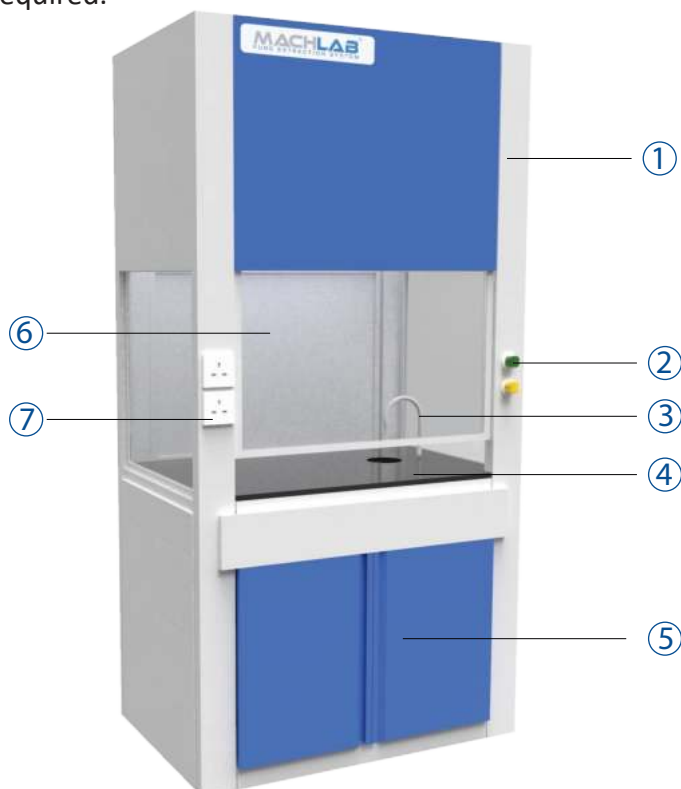


Ductless Fume Hood

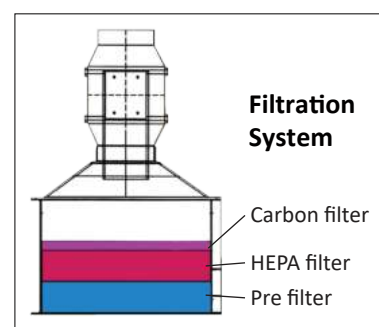
Product Brochure

Ductless Fume Hood

Ductless fume hood, sometimes called carbon-filtered enclosure or filtered fume hood, are self-contained, filtered laboratory enclosure that remove hazardous fumes, vapors and particles from the laboratory. Unlike traditional fume hoods, installation costs are very low and no ductwork is required.



1. Body
2. Service fixture
3. Water faucet
4. Worktop
5. Base cabinet
6. Sash
7. Electrical socket



Features

- Portable model for general purpose ductless fume hood
- Side viewing tempered glass panel for safety
- Low noise below 70dB
- 3 Stage filter module - Panel type dust pre-filter (33402), Activated Carbon Filter (DS2303) & Pleated HEPA filter (99.99% @ 0.3 Micron)(22300)
- Fireproof buffer
- Customisable components such as service fixtures, water faucets and drip cup
- Customisable base cabinet; can be mounted on bench, base leg or safety cabinet

Customisations



Drip cup, water faucet type and location



Gas outlet/valve type and location



External hood colour variations



Sink and additional water faucet



Base support frame with castors



Hazard symbol stickers



Digital airflow display/airflow regulator



Emergency stop button

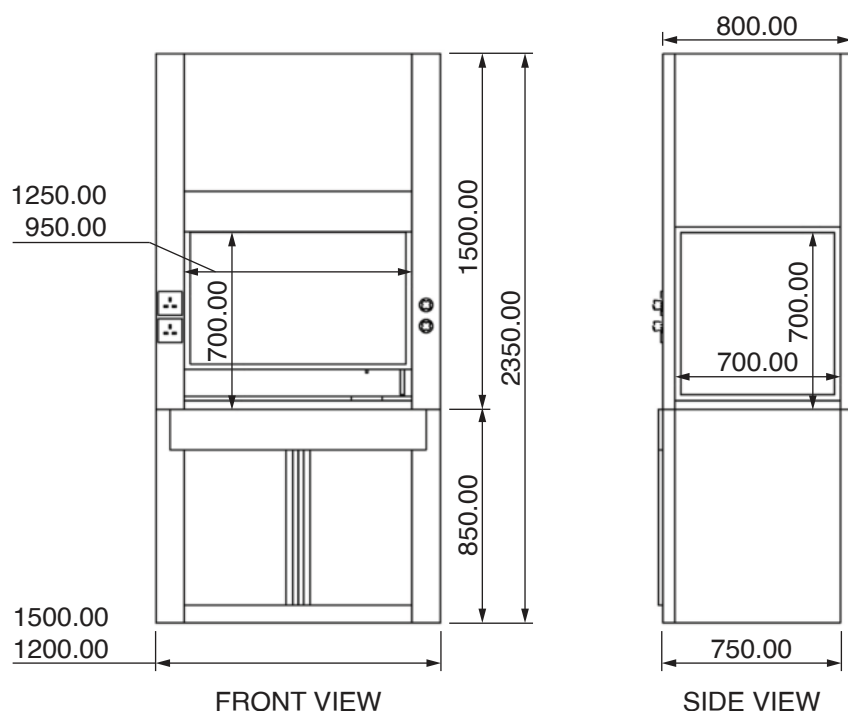


Water faucet type and location



Flammable/corrosive chemical safety cabinet

Product Details



MILD STEEL	DFH-4-MS	DFH-5-MS
External Dimensions (mm)	1200(L) x 800(W) x 2350(H)	1500(L) x 800(W) x 2350(H)
Internal Dimensions (mm)	950(L) x 700(W) x 1100(H)	1250(L) x 700(W) x 1100(H)
Material	1.2mm(Thk) Electro-galvanized steel sheet with epoxy powder coating finish / 5-10mm(Thk) Polypropylene sheet	
Worktop	25mm(Thk) Epoxy resin / 30mm(Thk) Phenolic resin c/w marine edge	
Sash	5mm(Thk) Clear glass / Polycarbonate / Acrylic / Tempered glass	
Full Sash Opening (mm)	700(H)	
Standard Features	<ul style="list-style-type: none"> - 1 Unit of 10 Watts light - 2 Units of 13 Amp electrical socket - 1 Unit of light and fan dual switch - 1 Unit of gas and water outlet & remote control - 1 Unit of drip cup 	
Base Cabinet	1.2mm(Thk) Electro-galvanized steel sheet with epoxy powder coating finish / 5-10mm(Thk) Polypropylene sheet	
Power Consumption	10W (Lighting)	
Volumetric Flow Rate	4ft: 800 - 1000 cfm 5ft: 1000 - 1200 cfm	
Face Velocity	0.5 m/s at > 300(H)	



Website:



Contact details:



Copyright © 2024 Machlab Scientific Sdn. Bhd. All Rights Reserved.
Machlab Scientific Sdn. Bhd. has made every reasonable effort to present the contents of this catalogue accurately, but reserves the right to make changes to the information, product specifications and product range in this catalogue without prior notice.